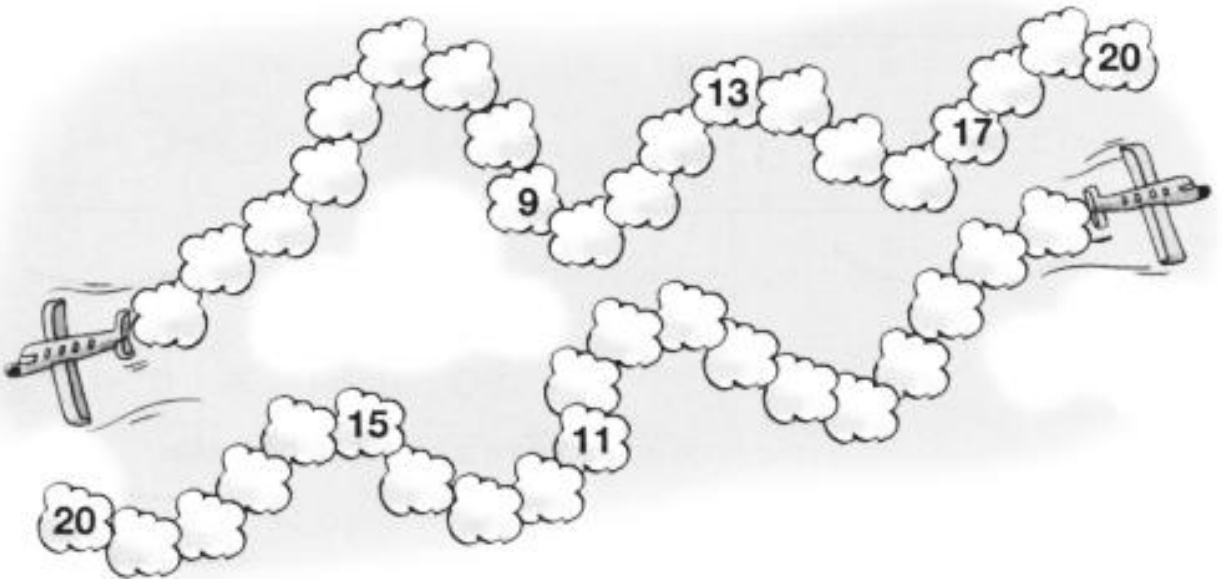


Nome : _____


INFORMAÇÃO :

Data : ___/___/___

1 – Completa por ordem crescente e decrescente.



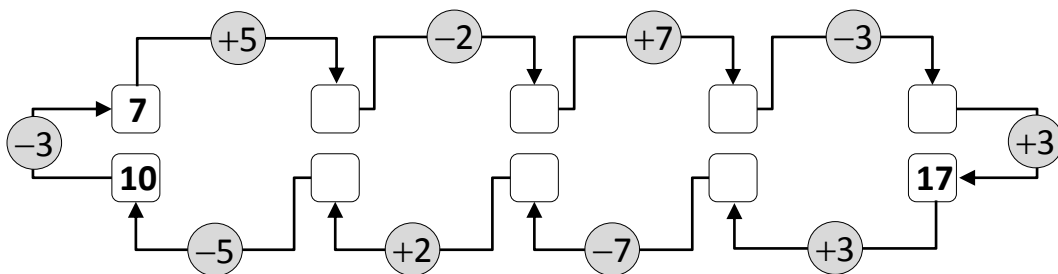
2 – Observa a reta numérica.



• Que números encontras entre o 8 e o 13? , , e .

• E entre o 15 e o 20? , , e .

3 – Calcula e completa.

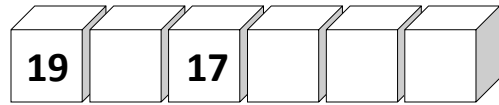
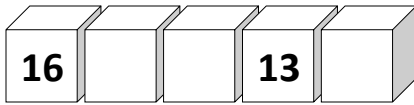

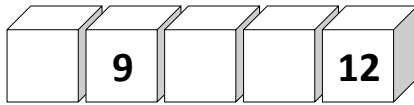
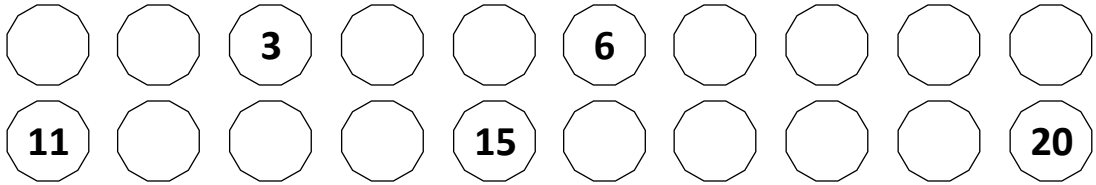


Nome : _____

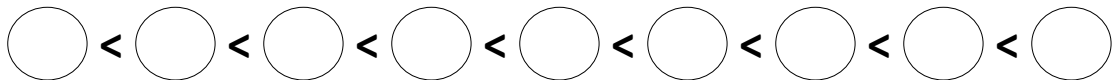

INFORMAÇÃO : _____

Data : __/__/__

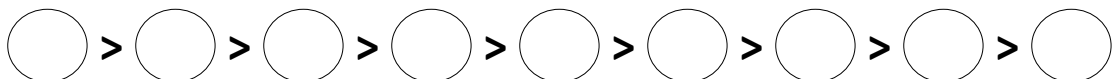

1 – Completa as séries.



2 – Coloca por ordem crescente.



3 – Coloca por ordem decrescente.



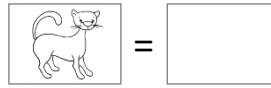
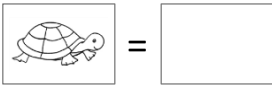
Nome : _____

INFORMAÇÃO : _____

Data : ___/___/___

1 – Que número corresponde a cada um dos desenhos?

1									
	12								



2 – Completa, seguindo os exemplos.

8	9	10
	7	
	4	
	2	
	8	

9	10	11
	18	
	14	
	19	
	12	

3 – Completa, seguindo o exemplo.

7	
4	3
2	
6	
5	
3	



9	
	3
5	
6	
	4
3	

10	
5	
	3

4 – Qual é o número mais próximo? Risca o que não interessa, como no exemplo.

8	9	13	19
1 6	4 10	10 20	10 20

5 – Coloca os sinais >, = ou <.



19 - 9	5 + 5	4 + 12	15 + 5
↓	↓	↓	↓
<input style="width: 50px; height: 20px;" type="text"/>	— <input style="width: 50px; height: 20px;" type="text"/>	<input style="width: 50px; height: 20px;" type="text"/>	— <input style="width: 50px; height: 20px;" type="text"/>
7 + 8 + 3	6 + 8	17 - 7	16 - 9
↓	↓	↓	↓
<input style="width: 50px; height: 20px;" type="text"/>	— <input style="width: 50px; height: 20px;" type="text"/>	<input style="width: 50px; height: 20px;" type="text"/>	— <input style="width: 50px; height: 20px;" type="text"/>

6 – Completa a tabela, preenchendo os espaços em branco.

	1	2	3	4	5	6	7	8	9	10
1										11
2										
3										
4										
5					10					
6						12				
7										
8										
9										
10										20

Nome : _____

INFORMAÇÃO :


Data : ___/___/___

1 – Escreve os números, conforme os exemplos.

1	um

11	
	doze

2 – Faz as ligações corretas. Pinta as abelhas e os potes de mel, conforme o exemplo.

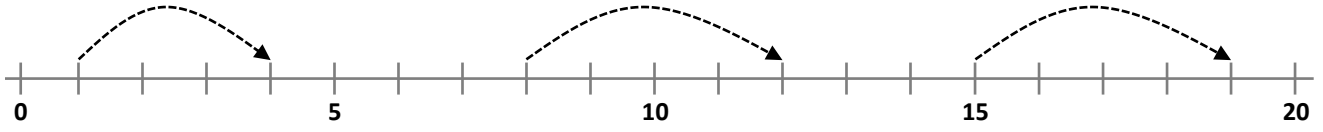


Nome : _____

INFORMAÇÃO : _____

Data : ___/___/___

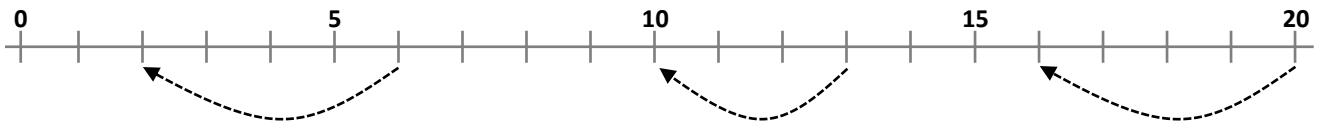
1 – Completa as retas numéricas. Calcula, conforme o exemplo.



$1 + 3 = 4$

$8 + 5 = 13$

$15 + 4 = 19$

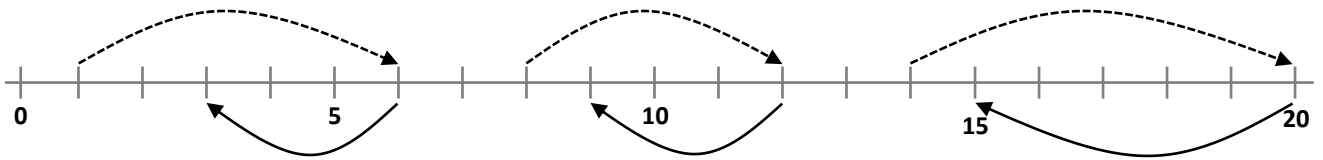


$6 - 4 = 2$

$10 - 5 = 5$

$15 - 5 = 10$

2 – Observa o esquema e calcula de acordo com a indicação das setas.



$1 + 5 = 6$

$10 + 5 = 15$

$15 + 5 = 20$


$6 - 3 = 3$

$15 - 5 = 10$

$20 - 5 = 15$

3 – Escreve os números:

Por ordem crescente →



$4 < \bigcirc < \bigcirc < \bigcirc < \bigcirc < \bigcirc$

← Por ordem decrescente

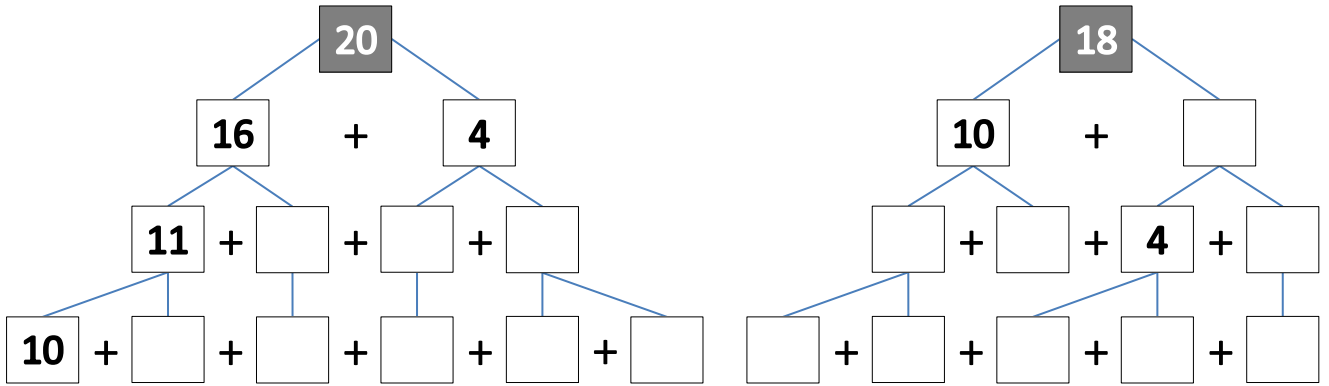
$19 > \bigcirc > \bigcirc > \bigcirc > \bigcirc > \bigcirc$

Nome : _____


INFORMAÇÃO :

Data : ___/___/___

1 – Decompõe os números.



2 – Completa o exercício. Pinta os desenhos.




Nome : _____


INFORMAÇÃO :

Data : ___/___/___

1 – Observa e completa.



$$\textcircled{10} + \textcircled{5} = \textcircled{\quad}$$



$$\textcircled{19} - \textcircled{4} = \textcircled{\quad}$$

2 – Calcula.

$10 + \textcircled{\quad} = 14$

$10 + \textcircled{\quad} = 12$

$14 - 4 = \textcircled{\quad}$

$\textcircled{\quad} - 6 = 10$

$10 + 6 = \textcircled{\quad}$

$10 + 7 = \textcircled{\quad}$

$17 - \textcircled{\quad} = 10$

$\textcircled{\quad} - 8 = 10$

$10 + \textcircled{\quad} = 18$

$10 + \textcircled{\quad} = 19$

$12 - \textcircled{\quad} = 10$

$\textcircled{\quad} - 3 = 10$

3 – Completa.

$\textcircled{+4}$	
3	
7	
12	

$\textcircled{+5}$	
2	
9	
11	

$\textcircled{+6}$	
6	
10	
14	

$\textcircled{+7}$	
5	
8	
13	

$\textcircled{-4}$	
5	
8	
12	

$\textcircled{-5}$	
7	
11	
15	

$\textcircled{-6}$	
10	
14	
18	

$\textcircled{-7}$	
9	
15	
19	

Nome : _____

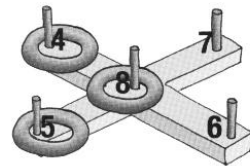
INFORMAÇÃO :

Data : ___/___/___

1 – Calcula o total de pontos que a Irina, a Aida e o Bernardo conseguiram no jogo do arco.



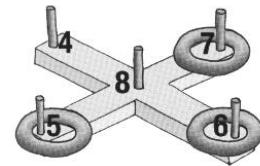
Irina



$$\bigcirc + \bigcirc + \bigcirc = \bigcirc$$



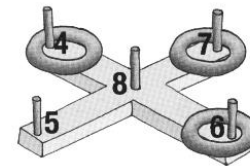
Aida



$$\bigcirc + \bigcirc + \bigcirc = \bigcirc$$



Bernardo



$$\bigcirc + \bigcirc + \bigcirc = \bigcirc$$

1.1. – Completa.

A _____ foi quem fez mais pontos.

A _____ e o _____ totalizaram o mesmo número de pontos.

2 – Em cada conjunto, pinta a **vermelho** o número maior e a **azul** o número menor.



Nome : _____

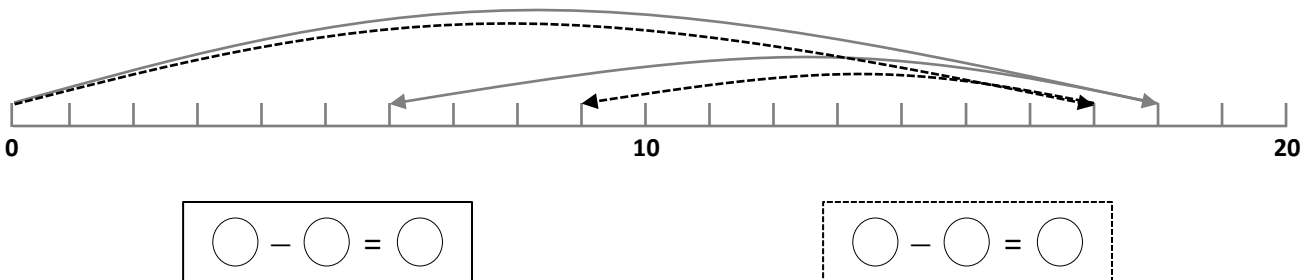
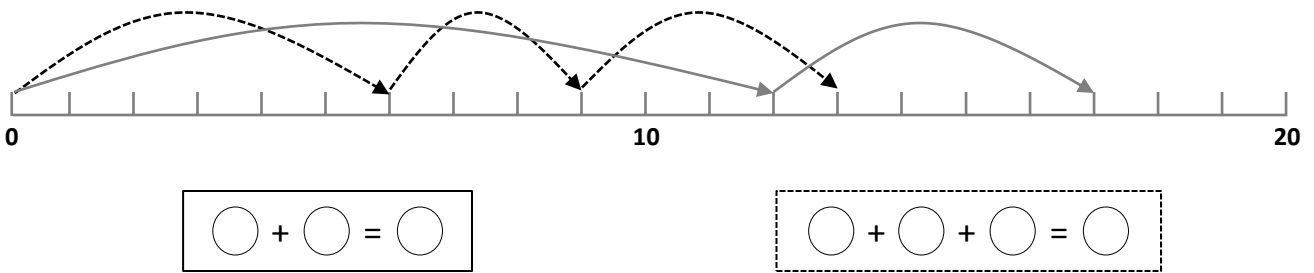
INFORMAÇÃO :

Data : ___/___/___

1 – Qual é o resultado? Risca o que está errado, como no exemplo.

$20 - 7$	$18 - 14$	$16 - 5$	$13 + 5$
13 3	4 14	11 21	18 8
$9 - 3$	$13 - 7$	$15 - 5$	$14 + 6$
5 6	6 8	10 20	8 20

2 – Completa a numeração das retas e escreve as operações nelas representadas.



3 – Completa as operações.

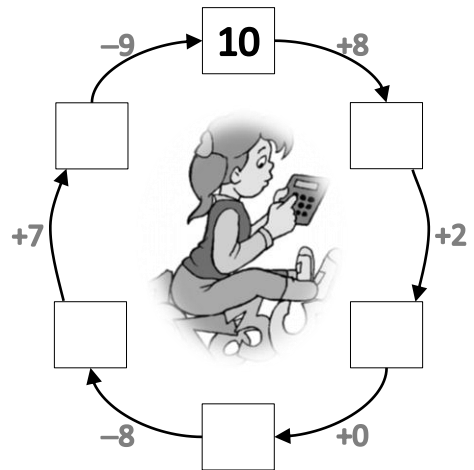
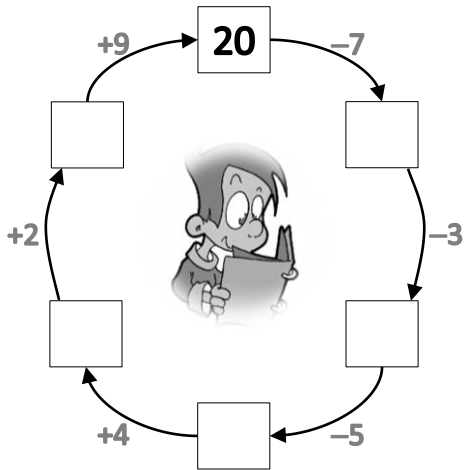
$17 - \bigcirc = 7$	$9 - 5 = \bigcirc$	$18 - 6 = \bigcirc$	$15 - \bigcirc = 10$
$7 + \bigcirc = 13$	$\bigcirc + 5 = 20$	$13 + 4 = \bigcirc$	$2 + \bigcirc = 14$
$15 + \bigcirc = 20$	$14 + \bigcirc = 18$	$8 + \bigcirc = 16$	$\bigcirc + 3 = 13$

Nome : _____

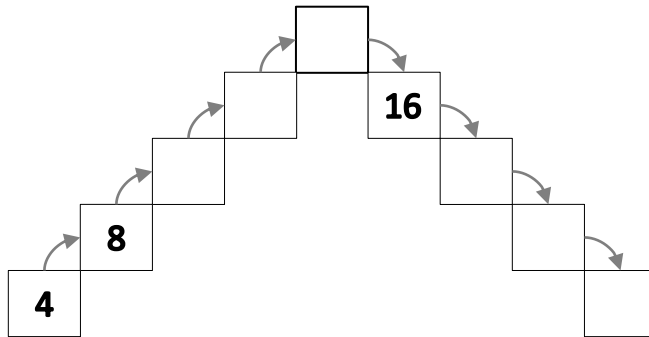
INFORMAÇÃO : _____

Data : ___/___/___

1 – Resolva as operações, obedecendo ao sentido indicado.



2 – Observa os exemplos e completa.



3 – Coloca os sinais >, = ou <.

17 - 5

8 + 6

7 + 11

9 + 9

—

—

5 + 5 + 4

14 - 4

13 - 2

18 - 6

—


—

Nome : _____

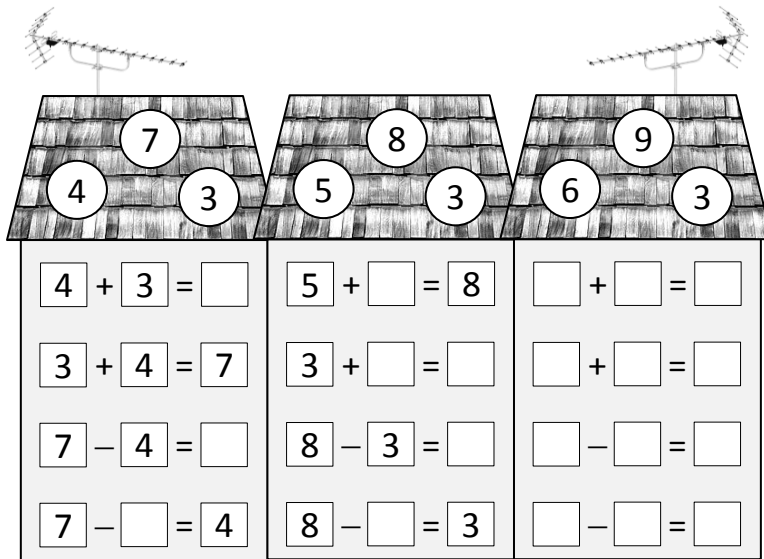
INFORMAÇÃO :

Data : ___/___/___

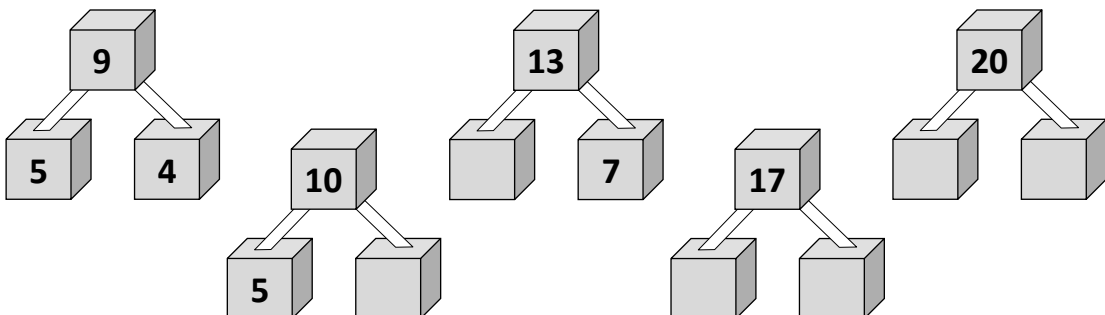
1 – Coloca os sinais +, = ou – de forma a obteres operações correctas.



2 – Completa as operações com os números indicados.



3 – Decompõe as quantidades.

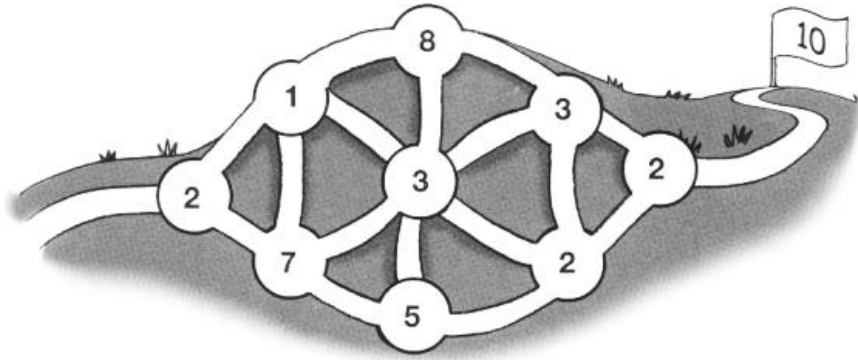


Nome : _____

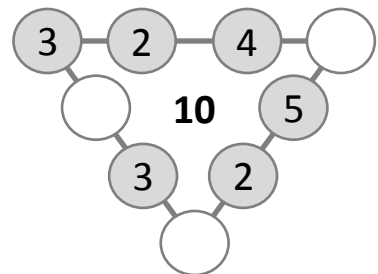
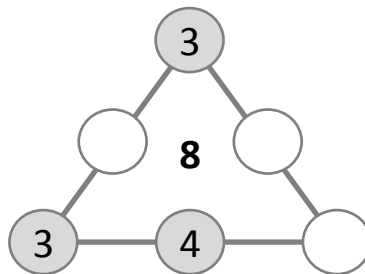
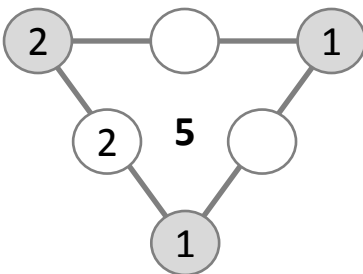
INFORMAÇÃO : _____

Data : ___/___/___

1 – Descobre o caminho, de forma a que totalizes 10 pontos à saída. Pinta-o.



2 – Completa, de modo que a soma de cada um dos lados totalize o número destacado.



3 – Agrupa os objetos, dois a dois, de modo que a soma dos dois valores seja 20.



